



No.CA-17(44)/2022

10<sup>th</sup> August, 2022

The General Manager (MO) Bombay Stock Exchange Through BSE Listing Centre	The Assistant. Vice President National Stock Exchange of India Ltd. Through Neaps
---------------------------------------------------------------------------------	-----------------------------------------------------------------------------------------

**Sub: Unaudited Financial Results for the Quarter ended 30<sup>th</sup> June, 2022**

**Ref: Regulation 33 of SEBI(Listing Obligations and Disclosure Requirements) Regulations, 2015: (Security ID:SAIL).**

Dear Sir,

The Board of Directors at its meeting held today i.e. 10<sup>th</sup> August, 2022, inter-alia, considered and approved the Unaudited Standalone and Consolidated Financial Results for the Quarter ended 30<sup>th</sup> June, 2022.

A copy of the following is enclosed pursuant to Regulation 33 of SEBI (Listing Obligations and Disclosure Requirements) Regulations, 2015:

- Unaudited Standalone and Consolidated Financial Results for the Quarter ended 30<sup>th</sup> June, 2022, alongwith Segment information.
- Limited Review Report on the Standalone and Consolidated Financial Results for the Quarter ended ended 30<sup>th</sup> June, 2022.
- Press Release.

The Board Meeting commenced at 1445 hours and concluded at 1815 hours.

The above are also being uploaded on the website of the Company at [www.sail.co.in](http://www.sail.co.in).

The Schedule of Investor Meet (Earnings Call Invite) has been uploaded on the website of the Company at [www.sail.co.in](http://www.sail.co.in)-Investor Relations-Concall Invite.

Thanking you,

Yours faithfully,  
For Steel Authority of India Limited

  
(M B Balakrishnan)  
CGM(Finance) & Company Secretary

Encl. As above.

**STEEL AUTHORITY OF INDIA LIMITED**

CIN: L27109DL1973GO1006454

REGISTERED OFFICE: ISPAT BHAWAN, LODI ROAD, NEW DELHI - 110 003


Tel: +91 11-24367481, Fax: +91- 11 24367015, E-mail: investor.relation@sail.in, Website: www.sail.co.in

**Statement of Standalone Unaudited Financial Results for the Quarter ended 30<sup>th</sup> June, 2022**

₹ crore unless stated otherwise

Sl. No.	Particulars	STANDALONE			
		Quarter ended			Year ended
		30 <sup>th</sup> June, 2022	31 <sup>st</sup> March, 2022	30 <sup>th</sup> June, 2021	31 <sup>st</sup> March, 2022
		Unaudited	Audited	Unaudited	Audited
1	<b>Income</b>				
	(a) Revenue from operations	24028.59	30758.10	20642.38	103473.32
	(b) Other income	305.43	452.07	110.38	1042.03
	<b>Total Income</b>	<b>24334.02</b>	<b>31210.17</b>	<b>20752.76</b>	<b>104515.35</b>
2	<b>Expenses</b>				
	a) Cost of materials consumed	17676.33	14537.41	6347.34	42776.46
	b) Changes in inventories of finished goods, work-in-progress and by-products	(6193.16)	2011.91	(790.13)	(284.99)
	c) Employee benefits expense	3014.97	3030.08	2769.48	12846.24
	d) Finance costs	374.04	440.11	502.97	1697.88
	e) Depreciation and amortisation expenses	1193.89	1143.77	1026.07	4274.17
	f) Other expenses	7229.65	6847.44	5752.14	26813.46
	<b>Total Expenses</b>	<b>23295.72</b>	<b>28010.72</b>	<b>15607.87</b>	<b>88123.22</b>
3	<b>Profit before Exceptional items and Tax</b>	<b>1038.30</b>	<b>3199.45</b>	<b>5144.89</b>	<b>16392.13</b>
	Add / (Less): Exceptional items	-	10.51	-	(353.41)
4	<b>Profit before Tax</b>	<b>1038.30</b>	<b>3209.96</b>	<b>5144.89</b>	<b>16038.72</b>
	Less: Tax expense				
	Current tax	239.33	-	-	-
	Deferred tax	22.64	791.66	1294.87	4023.68
	<b>Total tax expense</b>	<b>261.97</b>	<b>791.66</b>	<b>1294.87</b>	<b>4023.68</b>
5	<b>Net Profit for the period</b>	<b>776.33</b>	<b>2418.30</b>	<b>3850.02</b>	<b>12015.04</b>
	<b>Other Comprehensive Income (OCI)</b>				
A	(i) Items that will not be reclassified to profit or loss	28.58	50.90	(32.52)	(87.22)
	(ii) Income tax relating to items that will not be reclassified to profit or loss	(0.51)	(12.58)	8.23	22.77
6	<b>Total Comprehensive Income for the period</b>	<b>804.40</b>	<b>2456.62</b>	<b>3825.73</b>	<b>11950.59</b>
7	<b>Paid-up Equity Share Capital (face value of ₹ 10/- each)</b>	<b>4130.53</b>	<b>4130.53</b>	<b>4130.53</b>	<b>4130.53</b>
8	<b>Reserves excluding revaluation reserve</b>				<b>47886.61</b>
9	<b>Earnings per equity share (of ₹10/- each) (not annualised)</b>				
	1. Basic (₹)	1.88	5.85	9.32	29.09
	2. Diluted (₹)	1.88	5.85	9.32	29.09

Note: Refer accompanying notes to the financial results.



# STEEL AUTHORITY OF INDIA LIMITED

CIN: L27109DL1973GO1006454

REGISTERED OFFICE: ISPAT BHAWAN, LODI ROAD, NEW DELHI - 110 003

Tel: +91 11-24367481, Fax: +91- 11 24367015, E-mail: investor.relation@sail.in, Website: www.sail.co.in

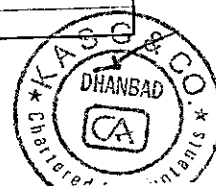


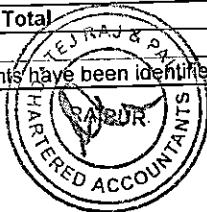

## STANDALONE SEGMENT WISE REVENUE, RESULTS, ASSETS AND LIABILITIES

₹ Crore unless stated otherwise

Particulars	STANDALONE			
	Quarter ended			Year ended
	30 <sup>th</sup> June, 2022	31 <sup>st</sup> March, 2022	30 <sup>th</sup> June, 2021	31 <sup>st</sup> March, 2022
	Unaudited	Audited	Unaudited	Audited
<b>Segment revenue from operations</b>				
- Bhilai Steel Plant	7025.91	8521.67	5575.19	27993.23
- Durgapur Steel Plant	2952.75	3670.47	2511.51	11853.29
- Rourkela Steel Plant	6467.63	7643.73	5918.39	26830.57
- Bokaro Steel Plant	6715.35	8243.01	6446.18	28531.63
- IISCO Steel Plant	2676.93	3956.83	2055.04	12200.78
- Alloy Steels Plant	229.15	242.03	201.45	896.84
- Salem Steel Plant	380.67	757.19	441.93	2658.35
- Visvesvaraya Iron & Steel Plant	88.53	111.19	68.39	377.11
- Others	403.28	434.21	317.77	3320.66
Total segment revenue	26940.20	33580.33	23535.85	114662.46
Less: Inter-segment revenue	2911.61	2822.23	2893.47	11189.14
<b>Net revenue from operations</b>	<b>24028.59</b>	<b>30758.10</b>	<b>20642.38</b>	<b>103473.32</b>
<b>Segment results (Profit / (Loss) before interest, exceptional items and tax)</b>				
- Bhilai Steel Plant	445.55	236.50	1137.95	2853.35
- Durgapur Steel Plant	(141.04)	163.56	635.08	1157.02
- Rourkela Steel Plant	587.51	1445.95	1771.53	6347.65
- Bokaro Steel Plant	609.02	1432.17	1933.89	6386.86
- IISCO Steel Plant	(159.02)	159.58	231.68	827.14
- Alloy Steels Plant	(30.29)	(30.30)	10.32	(71.46)
- Salem Steel Plant	(59.29)	14.12	15.52	97.79
- Visvesvaraya Iron & Steel Plant	(16.85)	(21.94)	(8.17)	(35.88)
- Others	176.75	239.92	(79.94)	527.54
<b>Total</b>	<b>1412.34</b>	<b>3639.56</b>	<b>5647.86</b>	<b>18090.01</b>
Less: Finance costs	374.04	440.11	502.97	1697.88
Less: Exceptional items	-	(10.51)	-	353.41
<b>Profit before Tax</b>	<b>1038.30</b>	<b>3209.96</b>	<b>5144.89</b>	<b>16038.72</b>
<b>Segment Assets</b>				
- Bhilai Steel Plant	33389.16	31351.06	31116.81	31351.06
- Durgapur Steel Plant	6963.66	6283.17	6312.25	6283.17
- Rourkela Steel Plant	26749.30	25844.95	23196.41	25844.95
- Bokaro Steel Plant	22147.64	20785.61	20511.50	20785.61
- IISCO Steel Plant	16422.21	15750.29	16469.03	15750.29
- Alloy Steels Plant	580.97	565.31	552.38	565.31
- Salem Steel Plant	2305.79	2211.64	2485.65	2211.64
- Visvesvaraya Iron & Steel Plant	272.64	271.24	320.46	271.24
- Others	21022.91	12776.24	13656.72	12776.24
Unallocated Assets	2086.17	1901.63	1801.99	1901.63
<b>Total</b>	<b>131940.45</b>	<b>117741.14</b>	<b>116423.20</b>	<b>117741.14</b>
<b>Segment Liabilities</b>				
- Bhilai Steel Plant	9270.26	9195.16	9162.99	9195.16
- Durgapur Steel Plant	3075.93	3016.83	3026.42	3016.83
- Rourkela Steel Plant	7837.17	8367.33	6385.93	8367.33
- Bokaro Steel Plant	7452.81	7016.39	6133.91	7016.39
- IISCO Steel Plant	1716.85	1752.99	1500.13	1752.99
- Alloy Steels Plant	241.43	250.07	221.47	250.07
- Salem Steel Plant	520.20	534.20	461.39	534.20
- Visvesvaraya Iron & Steel Plant	65.32	63.54	45.18	63.54
- Others	21289.08	16874.90	10398.35	16874.90
Unallocated Liabilities	27649.86	18652.59	31766.82	18652.59
<b>Total</b>	<b>79118.91</b>	<b>65724.00</b>	<b>69102.59</b>	<b>65724.00</b>

Note:

Operating Segments have been identified in line with the Ind AS 108 - Operating Segments



## Notes to Standalone Financial Results:

1. The above results have been reviewed and recommended by the Audit Committee and approved by the Board of Directors in their meetings held on 10<sup>th</sup> August, 2022.
2. The financial results have been reviewed by the Statutory Auditors as required under Regulation 33 and 52 read with regulation 63 of SEBI (Listing Obligations and Disclosure Requirements), Regulations, 2015.
3. The figures for the quarter ended 31<sup>st</sup> March, 2022 represent the derived figures between the audited figures in respect of the full Financial Year and the published year to date figures up to the 3rd quarter of the Financial Years ended 31<sup>st</sup> March, 2022.
4. As per the terms of sales with certain Government agencies, the invoicing to these agencies is done at provisional prices, till a final price is subsequently agreed. The revenue recognized on aforementioned provisional prices basis is as under:

₹ in crore

Quarter ended 30 <sup>th</sup> June, 2022	Cumulative till 30 <sup>th</sup> June, 2022	Quarter ended 30 <sup>th</sup> June, 2021	Cumulative till 30 <sup>th</sup> June, 2021
2460.98*	23565.15*	1364.43	16295.04


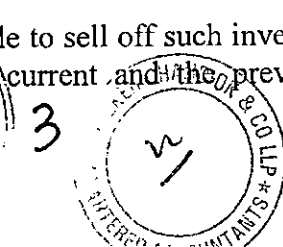


\* includes ₹ 489.32 crore in respect of sales for the financial year ended 31 March 2022 on account of revision of provisional rail prices made with effect from 1 April 2021.

5. The inventory of sub-grade iron ore fines generated at the captive mines of the Company were not assigned any value in the books of accounts of the Company till the financial year ended 31st March 2019, since, the Government of India Notification dated 19<sup>th</sup> September 2012 prohibited all captive miners from selling such sub-grade fines.

Following the Government of India Order no.F.No.16/30/2019-M.VI dated 16<sup>th</sup> September 2019 allowing sale of sub-grade iron ore fines, the inventories of sub-grade fines held by the Company gained economic value. In this regard, the Company also obtained opinions from the Additional Solicitor General of India as well as the Expert Advisory Committee (EAC) of Institute of Chartered Accountants of India (ICAI). Based on the aforesaid opinions, the Company recognized these inventories as by-product inventory as at 31<sup>st</sup> March 2020. Since, these inventories were generated over many years, making it impracticable to ascertain the actual valuation, the Company assigned a valuation to such inventories basis average selling price of similar sub-grade fines over the last 36 months as declared by Indian Bureau of Mines (IBM), a Government of India organisation and as adjusted for royalty and other selling costs.

The Company has obtained all clearances including environmental clearance and clearance from Director General of Mines Safety, Government of India. Further, procedural clearances have been obtained from the State Government of Odisha. With respect to the State of Jharkhand, the delay is procedural and the management expects to receive the clearances soon. This is also supported by the legal opinion taken by the Company in this regard.

As a result, the management has been able to sell off such inventories in certain locations. While, on an overall basis during the current and the previous year, there has been



insignificant movement (1.19 million tonnes) in the volume of such inventories, there is significant market demand for sub-grade fines and the recent sales price trends are indicative of considerable margins over and above the carrying value of such inventories. The management also has plans to set up beneficiation plant in future that will consume significant volume of sub-grade fines annually. Accordingly, in view of the management, there is no adjustment required in the carrying value of these inventories at this stage.





Considering the substantial volume of inventories, the quantity estimated to be sold / consumed within the next one year has been recognized as current and the balance has been classified as non-current inventory.

As at 30<sup>th</sup> June 2022, the Company is carrying sub-grade iron-ore fines inventory of 41.79 Mt (as at 31<sup>st</sup> March 2022: 41.94 Mt) valuing ₹4020.70 crores (as at 31<sup>st</sup> March 2022 valuing ₹4034.95 crores) at its various mines.

Likewise, the Company at its Barsua and Dalli Mines is also carrying inventory of tailings of 7.13 Mt (as at 31<sup>st</sup> March 2022: 7.44 Mt) valuing ₹366.99 crores (as at 31<sup>st</sup> March 2022 valuing ₹382.66 crores). Further, the Company at its Bhilai, Bokaro, Rourkela and Durgapur Steel Plants is also carrying inventory of extractable iron and steel scrap embedded in BF Slag and LD Slag of 0.48 Mt (as at 31<sup>st</sup> March 2022 : 0.49 Mt) valuing ₹512.42 crores (as at 31<sup>st</sup> March 2022 valuing ₹507.10 crores). The Company is formulating a detailed plan for disposal / consumption of these inventories.

Considering the market volatility, steel market dynamics, possibility of future additions to steel and pellet making capacity in the country which may augment the demand of these materials, the carrying value of the non-current inventories need not be adjusted for any unforeseeable changes in the future prices. Accordingly, in view of the management, the carrying values of the aforementioned inventories are the best estimates basis the information available at this stage.

6. The Nine Judges Constitutional Bench of Hon'ble Supreme Court, vide its judgment dated 11th November, 2016, upheld the Constitutional validity of Entry Tax Act enacted by various States and laid down principles/tests for consideration for deciding the specific issues related to levy of Entry Tax. As on 30<sup>th</sup> June, 2022, the matters are pending before Regular Benches of Hon'ble Supreme Court/Jurisdictional High Courts/assigned authorities in this regard. Pending decision by the other Courts, disputed Entry Tax liabilities of ₹1421.09 crore have been treated by the Company as Contingent Liability (As at 31<sup>st</sup> March, 2022 - ₹1419.51 crore).
7. Hon'ble Supreme Court dismissed the SLP by the Company in respect of dispute with DamodarValley Corporation(DVC) related to provisional tariff petition of electricity charges for 2009-2014 vide order dated 18th January, 2017, keeping the question of law open. The Order of Central Electricity Regulatory Commission (CERC) dt.7/8/2013 related to Tariff of 2009-2014 against Petition No.275/GT/2012 has been challenged before Appellate Tribunal for Electricity (APTEL) (Appeal No.18 of 2014) in which the Company has also intervened and the order of APTEL is pending. Further, in respect of the civil appeal filed by Damodar Valley Corporation (DVC) pertaining to tariff of Financial Year 2004-05 to 2008-09 against the order of the Appellate Tribunal for Electricity (APTEL), the Hon'ble Supreme Court of India dismissed the appeal vide its Order dated 3rd December, 2018, which could also have an effect on future tariff orders in







view of consideration of certain parameters for fixation of tariff. Accordingly, State Electricity Regulatory Commission (SERC) will finalise the retail tariff as directed by APTEL, the financial implication of which can only be ascertained after the Tariff fixation by SERC. For the State of Jharkhand where the dispute of ₹587.72 crore arises, DVC has filed its Retail Tariff Application in November, 2020 along with application for Annual Revenue Requirement before the Jharkhand State Electricity Regulatory Commission for the period of 2006-07 to 2011-12 and also seeking adjustment of Revenue Gap/Surplus in the period of 2012-13 to 2014-15. The Company has also filed their objections on 28th December, 2020 to the aforesaid Application of DVC. Pending fixation of such Electricity Tariffs, disputed demands of DVC of ₹587.72 crore upto 30<sup>th</sup> June, 2022 (upto 31st March, 2022: ₹587.72 crore) has been treated as Contingent Liability. Against the said claims, the entire amount has been paid to DVC and retained as advance. Further from 1st April, 2017 onwards full invoice value is being paid and charged to revenue.

8. The Auditors, in their Audit Report on the Standalone Financial Statements for the Year ended 31st March, 2022, have brought out that

- (i) As referred in note 47.2 (a) to the accompanying standalone financial statements, the constitutional validity of the Entry Tax Act has been upheld by the Hon'ble Supreme Court and the matters relating to levy of entry tax are now pending before regular benches of the Supreme Court / Jurisdictional High Courts / assigned authorities. Pending decision by the other Courts, the management is of the view that no adjustment is required in the accompanying standalone financial statements of the Company for the disputed entry tax demand in various states amounting to ₹1419.51 crores as on 31st march 2022. However, in the absence of sufficient appropriate evidence to support the management's view, we are of the opinion that a provision for entry tax liability should be recognised in the standalone financial statements.
- (ii) As referred in note 47.2 (b) to the accompanying standalone financial statements, current assets include advance of ₹587.72 crores paid under dispute to Damodar Valley Corporation against the bills raised for supply of power for period upto 31st march 2017. The matter is under litigation with Jharkhand State Electricity Regulatory Commission for finalisation of tariff, pending which, the management is of the view that the amount is fully recoverable and thus no adjustment is required in the accompanying standalone financial statements. However, in the absence of sufficient appropriate evidence to support the management's contention of recoverability of these balances, we are of the opinion that an allowance for possible non-recoverability of such advance should be created in the standalone financial statements.
- (iii) In relation to the matter described in Note 49.16 to the accompanying standalone financial statements, the following qualification paragraph is given on the financial statements of Durgapur Steel Plant, a branch of the Company, which is reproduced by us as under:

“Management is in the process of reconciling the Goods Receipt/ Invoice Receipt – GR/ IR accounts (grouped under Trade Payables/ payables for capital works). The balance outstanding as on 31 March 2022 is ₹101.54 crores (31 March 2021 – ₹304.08 crores). As part of the process, the plant has written back an amount of ₹186.16 crores during




the year ended 31 March 2022. In absence of requisite supporting documentation, we are unable to comment on the accuracy and completeness of the amount written back and the resultant impact of the ongoing reconciliation on the accompanying standalone financial statements and related internal control over financials reporting”.


In respect of items (i) and (ii), the Company’s position has been clarified in notes 6 and 7 above. In respect of item (iii), the management has completed the reconciliation of balances under GI/IR and consequent impact effected in the books of accounts.

9. The figures for the previous periods have been re-grouped, wherever necessary, so as to conform to the current periods classification.

For and on behalf of Board of Directors

  
( Anil Kumar Tulsiani )  
Director (Finance)

Place: New Delhi  
Dated: 10<sup>th</sup> August, 2022





# STEEL AUTHORITY OF INDIA LIMITED

CIN: L27109DL1973GO1006454

REGISTERED OFFICE: ISPAT BHAWAN, LODI ROAD, NEW DELHI - 110 003  
Tel: +91 11-24367481, Fax: +91- 11 24367015, E-mail: investor.relation@sail.in,  
Website: www.sail.co.in

Compliance under regulation 52(4) of SEBI (Listing Obligations and Disclosure Requirements) Regulations, 2015 (as amended) for the quarter ended 30<sup>th</sup> June'2022.

Sl. No.	Particulars	Quarter ended 30 <sup>th</sup> June, 2022	Quarter ended 31 <sup>st</sup> Mar, 2022	Quarter ended 30 <sup>th</sup> June, 2021	Year ended 31 <sup>st</sup> March, 2022
1	Debt-Equity Ratio (Total borrowings/ Total equity)	0.50:1	0.33:1	0.69:1	0.33:1
2	Debt Service Coverage Ratio (Earning before interest and tax(EBIT)/ Debt Service)	4.37	28.20	1.68	1.53
3	Interest Service Coverage ratio (EBIT/ Total finance costs)	3.51	8.22	9.51	9.56
4	Debenture Redemption Reserve (₹ in crore)	518.63	530.97	798.33	530.97
5	Net Worth (₹ in crore)	52821.54	52017.14	47320.61	52017.14
6	Net Profit/(Loss) after tax (₹ in crore)	776.33	2418.30	3850.02	12015.04
7	Earnings per share (not annualised)	1.88	5.85	9.32	29.09
8	Current ratio (Current Assets/ Current Liabilities)	0.81	0.73	0.70	0.73
9	Long term debt to working capital (Non Current Borrowings including Current maturities of long term debt and lease liabilities/ working capital)	#	#	#	#
10	Bad debt to Account receivable ratio (Bad debts written off/ Accounts Receivable)	-	-	-	-





# STEEL AUTHORITY OF INDIA LIMITED

CIN: L27109DL1973GO1006454



REGISTERED OFFICE: ISPAT BHAWAN, LODI ROAD, NEW DELHI - 110 003  
Tel: +91 11-24367481, Fax: +91- 11 24367015, E-mail: investor.relation@sail.in,  
Website: www.sail.co.in

Compliance under regulation 52(4) of SEBI (Listing Obligations and Disclosure Requirements) Regulations, 2015 (as amended) for the quarter ended 30<sup>th</sup> June'2022.

Sl. No.	Particulars	Quarter ended 30 <sup>th</sup> June, 2022	Quarter ended 31 <sup>st</sup> Mar, 2022	Quarter ended 30 <sup>th</sup> June, 2021	Year ended 31 <sup>st</sup> March, 2022
11	Current liability ratio (Current liabilities/ total liabilities)	0.67	0.60	0.60	0.60
12	Total debts to total assets (Total Debts/ Total Assets)	0.20	0.15	0.28	0.15
13	Debtors turnover (no. of days) (Average trade receivables/ Revenue from operations * no. of days)	21	20	33	23
14	Inventory Turnover (no. of days) (Average inventories/ (Revenue from operations) * no. of days)	110	70	99	77
15	Operating margin (%) (Profit before depreciation, interest, tax and exceptional items/ Revenue from operations)	10.85	15.55	32.33	21.61
16	Net Profit Margin (%) (Net Profit after tax/ Revenue from operations)	3.23	7.86	18.65	11.61
17.	Outstanding redeemable Preference shares (Quantity & Value)	NOT APPLICABLE			

#Working capital is negative

8




# STEEL AUTHORITY OF INDIA LIMITED

CIN: L27109DL1973GO1006454

REGISTERED OFFICE: ISPAT BHAWAN, LODI ROAD, NEW DELHI - 110 003  
Tel: +91 11-24367481, Fax: +91- 11 24367015, E-mail: investor.relation@sail.in,  
Website: www.sail.co.in

Compliance under regulation 54 of SEBI (Listing Obligations and Disclosure Requirements) Regulations, 2015 (as amended) for the quarter ended 30<sup>th</sup> June'2022.

Sl. No.	Particulars	Quarter ended 30 <sup>th</sup> June, 2022	Quarter ended 31 <sup>st</sup> Mar, 2022	Quarter ended 30 <sup>th</sup> June, 2021	Year ended 31 <sup>st</sup> March, 2022
1.	Securities Cover (number of times)  [Value of assets having exclusive charge/(Outstanding value of corresponding debt + Interest Accrued)]	2.91	2.82	2.30	2.82
2.	The Company has maintained security cover of 100% or higher in respect of its secured listed non-convertible debt securities as per the terms of offer document/ Information Memorandum and/or Debenture Trust Deed, sufficient to discharge the principal amount and the interest thereon at all times for the secured listed non convertible debt securities. Further, security has been created on specified assets of the Company through Equitable mortgage as per the terms of respective Debenture Trust Deeds for all secured listed non-convertible debt securities issued by the Company. The Company is also in compliance with all the covenants, in respect of all listed non-convertible debt securities issued by the Company.				



9




<b>Tej Raj &amp; Pal</b> Chartered Accountants A60, Amarpali Society, Lalpur, Ganga Diagnosis Lane, Raipur-492001	<b>S. Jaykishan</b> Chartered Accountants 12, Ho Chi Minh Sarani, 2 <sup>nd</sup> Floor, Suite No. 2D, Kolkata-700071	<b>Walker Chandiok &amp; Co LLP</b> Chartered Accountants, L-41, Connaught Circus, New Delhi-110001	<b>KASG &amp; Co.</b> Chartered Accountants, 2nd Floor, Shree Laxmi Complex, Shastri Nagar, Dhanbad-826001, Jharkhand
-------------------------------------------------------------------------------------------------------------------------------------	--------------------------------------------------------------------------------------------------------------------------------------	-----------------------------------------------------------------------------------------------------------------	--------------------------------------------------------------------------------------------------------------------------------------

**Independent Auditors' Review Report on the Standalone Unaudited Quarterly Financial Results of Steel Authority of India Limited pursuant to the Regulation 33 and Regulation 52 read with Regulation 63 of the SEBI (Listing Obligations and Disclosure Requirements) Regulations, 2015 (as amended)**

**To the Board of Directors of Steel Authority of India Limited**

1. We have reviewed the accompanying statement of standalone unaudited financial results ('the Statement') of Steel Authority of India Limited ('the Company') for the quarter ended 30 June 2022, being submitted by the Company pursuant to the requirements of Regulation 33 and Regulation 52 read with Regulation 63 of the SEBI (Listing Obligations and Disclosure Requirements) Regulations, 2015 (as amended) ('the Listing Regulations'), including relevant circulars issued by the SEBI from time to time.
2. The Statement, which is the responsibility of the Company's Management and approved by the Company's Board of Directors, has been prepared in accordance with the recognition and measurement principles laid down in Indian Accounting Standard 34, Interim Financial Reporting ('Ind AS 34'), prescribed under Section 133 of the Companies Act, 2013 ('the Act'), read with relevant rules issued thereunder and other accounting principles generally accepted in India. Our responsibility is to express a conclusion on the Statement based on our review.
3. We conducted our review of the Statement in accordance with the Standard on Review Engagements (SRE) 2410, Review of Interim Financial Information Performed by the Independent Auditor of the Entity, issued by the Institute of Chartered Accountants of India. This standard requires that we plan and perform the review to obtain moderate assurance as to whether the financial statements are free of material misstatement. A review is limited primarily to inquiries of company personnel and analytical procedures applied to financial data and thus provides less assurance than an audit. A review is substantially less in scope than an audit conducted in accordance with the Standards on Auditing specified under section 143(10) of the Act, and consequently, does not enable us to obtain assurance that we would become aware of all significant matters that might be identified in an audit. We have not performed an audit and accordingly, we do not express an audit opinion.
4. (a) As referred in note 6 to the accompanying Statement, the constitutional validity of the Entry Tax Act has been upheld by the Hon'ble Supreme Court and the matters relating to levy of entry tax are now pending before regular benches of the Supreme Court/ Jurisdictional High Courts/ assigned authorities. Pending decision by the other Courts, the management is of the view that no adjustment is required in the accompanying standalone unaudited financial results of the Company for the disputed entry tax demand in various



states amounting to ₹1,421.09 crore as on 30 June 2022. However, in the absence of sufficient appropriate evidence to support the management's view, we are of the opinion that a provision for entry tax liability should be recognised in the standalone unaudited financial results.

- (b) As referred in note 7 to the accompanying Statement, current assets include advance of ₹ 587.72 crores paid under dispute to Damodar Valley Corporation against the bills raised for supply of power for the period 2010-11 to 2016-2017. The matter is under litigation with Jharkhand State Electricity Regulatory Commission for finalisation of tariff, pending which, the management is of the view that the amount is fully recoverable and thus no adjustment is required in the accompanying standalone unaudited financial results. However, in the absence of sufficient appropriate evidence to support the management's contention of recoverability of these balances, we are of the opinion that an allowance for possible non-recoverability of such advance should be created in the standalone unaudited financial results.

Had the impact of the above qualifications been considered, "Reserves excluding revaluation reserve" as at 31 March 2022 and 30 June 2022 would have reduced by ₹ 1,503.23 crores.


Our audit report for the quarter and year ended 31 March 2022 dated 23 May 2022, and review report for the quarter ended 30 June 2021 dated 5 August 2021 were also qualified in respect of these matters.

5. Based on our review conducted as above and on consideration of the review reports of the branch auditors referred to in paragraph 7 below, except for the effects of the matters described in paragraph 4 above, nothing has come to our attention that causes us to believe that the accompanying Statement, prepared in accordance with the recognition and measurement principles laid down in Ind AS 34, prescribed under Section 133 of the Act, and other accounting principles generally accepted in India, has not disclosed the information required to be disclosed in accordance with the requirements of Regulation 33 and Regulation 52 read with Regulation 63 of the SEBI (Listing Obligations and Disclosure Requirements) Regulations, 2015 (as amended), including the manner in which it is to be disclosed, or that it contains any material misstatement.
6. We draw attention to the following:
- (a) note 4 to the accompanying Statement, which describes that the revenue from operations include sales to Government agencies aggregating to ₹ 2,460.98 crores for the quarter ended 30 June 2022 (cumulative upto 30 June 2022 of ₹ 23,565.15 crores) which is recognized on the basis of provisional prices as per the terms of sales with such Government agencies.
- (b) note 5 of the accompanying Statement, which explains the management's assessment on the valuation and classification of inventories of by-products, which were accumulated over several years but gained economic value in year ended 31 March 2020 pursuant to an order of the Ministry of Mines, Government of India and recognised in the balance sheet in such year basis the opinion of the Expert Advisory Committee of the Institute of Chartered Accountants of India. The note further explains the management's assessment regarding the saleability / consumption of such inventories.


Our conclusion is not modified in respect of these matters.




11



7. We did not review the financial results of 11 branches / units / marketing regions included in the Statement, whose financial results reflects total revenues of ₹ 8,932.13 crores, total net profit of ₹ 149.81 crores, and total comprehensive income of ₹ 150.62 crores, for the quarter ended on 30 June 2022, as considered in the Statement. The financial results have been reviewed by the branch auditors, whose reports have been furnished to us by the management, and our conclusion, in so far as it relates to the amounts and disclosures included in respect of these branches / units / marketing regions, is based solely on the review report of such branch auditors. Our conclusion on the Statement is not modified in respect of this matter.




**For Tej Raj & Pal**  
Chartered Accountants  
Firm Registration No. 304124E

  
(CA. Dinakar Mohanty)  
Partner  
M.No. 059390

UDIN: 22059390A0SWSW3137


**For S. Jaykishan**  
Chartered Accountants  
Firm Registration No. 309005E

  
(CA. Vivek Newatia)  
Partner  
M.No. 062636

UDIN: 22062636A0TAER6738




**For Walker Chandiok & Co LLP**  
Chartered Accountants  
Firm Registration No. 001076N/N500013


  
(CA. Neeraj Sharma)  
Partner  
M.No. 502103

UDIN: 22502103A0RSXH7S44

**For KASG & Co.**  
Chartered Accountants  
Firm Registration No. 002228C

  
(CA. Bharat Goel)  
Partner  
M.No. 060069

UDIN: 22060069A0SXUN4622



Date: 10 August 2022  
Place: New Delhi




Statement of Consolidated Unaudited Financial Results for the Quarter ended 30<sup>th</sup> June, 2022

₹ Crore unless stated otherwise

Sl. No.	Particulars	CONSOLIDATED			
		Quarter ended			Year ended
		30 <sup>th</sup> June, 2022	31 <sup>st</sup> March, 2022	30 <sup>th</sup> June, 2021	31 <sup>st</sup> March, 2022
		Unaudited	Audited	Unaudited	Audited
1	<b>Income</b>				
	(a) Revenue from operations	24028.62	30758.82	20643.02	103476.84
	(b) Other income	170.89	416.43	111.73	858.55
	<b>Total Income</b>	<b>24199.51</b>	<b>31175.25</b>	<b>20754.75</b>	<b>104335.39</b>
2	<b>Expenses</b>				
	a) Cost of materials consumed	17700.73	14564.34	6374.31	42890.12
	b) Changes in inventories of finished goods, work-in-progress and by-products	(6188.55)	2014.31	(785.20)	(279.54)
	c) Employee benefits expense	3019.00	3035.32	2772.75	12861.99
	d) Finance costs	374.04	440.11	502.97	1697.89
	e) Depreciation and amortisation expenses	1194.12	1143.91	1026.28	4275.02
	f) Other expenses	7195.89	6807.29	5712.96	26662.75
	<b>Total Expenses</b>	<b>23295.23</b>	<b>28005.28</b>	<b>15604.07</b>	<b>88108.23</b>
3	<b>Profit before Exceptional items, share of net Profit of investment accounted for using equity method and Tax</b>	<b>904.28</b>	<b>3169.97</b>	<b>5150.68</b>	<b>16227.16</b>
	Share of Profit in investments accounted for using equity method	143.02	98.49	61.55	418.12
	<b>Profit before Exceptional items and Tax</b>	<b>1047.30</b>	<b>3268.46</b>	<b>5212.23</b>	<b>16645.28</b>
	<b>Add / (Less): Exceptional items</b>	<b>-</b>	<b>10.51</b>	<b>-</b>	<b>(353.41)</b>
4	<b>Profit before Tax</b>	<b>1047.30</b>	<b>3278.97</b>	<b>5212.23</b>	<b>16291.87</b>
	<b>Less: Tax expense</b>	<b>-</b>	<b>-</b>	<b>-</b>	<b>-</b>
	Current tax	239.90	2.63	1.49	7.25
	Deferred tax	2.90	797.52	1313.38	4041.15
	<b>Total tax expense</b>	<b>242.80</b>	<b>800.15</b>	<b>1314.87</b>	<b>4048.40</b>
5	<b>Net Profit for the period</b>	<b>804.50</b>	<b>2478.82</b>	<b>3897.36</b>	<b>12243.47</b>
	<b>Other Comprehensive Income (OCI)</b>				
A	(i) Items that will not be reclassified to profit or loss	28.58	51.31	(32.52)	(86.81)
	(ii) Income tax relating to items that will not be reclassified to profit or loss	(0.51)	(12.68)	8.23	22.67
B	(i) Items that will be reclassified to profit or loss	79.38	17.63	20.37	54.46
	(ii) Income tax relating to items that will be reclassified to profit or loss	-	-	0.01	-
6	<b>Total Comprehensive Income for the period</b>	<b>911.95</b>	<b>2535.08</b>	<b>3893.45</b>	<b>12233.79</b>
7	<b>Paid-up Equity Share Capital (face value of ₹ 10/- each)</b>	<b>4130.53</b>	<b>4130.53</b>	<b>4130.53</b>	<b>4130.53</b>
8	<b>Reserves excluding revaluation reserve</b>				<b>50081.15</b>
9	<b>Earnings per equity share (of ₹10/- each) (not annualised)</b>				
	1. Basic (₹)	1.95	6.00	9.44	29.64
	2. Diluted (₹)	1.95	6.00	9.44	29.64

Note: Refer accompanying notes to the financial results.





13



STEEL AUTHORITY OF INDIA LIMITED				
CIN: L27109DL1973GO1006454				
REGISTERED OFFICE: ISPAT BHAWAN, LODI ROAD, NEW DELHI - 110 003				
Tel: +91 11-24367481, Fax: +91- 11 24367015, E-mail: investor.relation@sail.in, Website: www.sail.co.in				
CONSOLIDATED SEGMENT WISE REVENUE, RESULTS, ASSETS AND LIABILITIES				
₹ Crore unless stated otherwise				

Particulars	CONSOLIDATED			
	Quarter ended			Year ended
	30 <sup>th</sup> June, 2022	31 <sup>st</sup> March, 2022	30 <sup>th</sup> June, 2021	31 <sup>st</sup> March, 2022
	Unaudited	Audited	Unaudited	Audited
<b>Segment revenue from operations</b>				
- Bhilai Steel Plant	7025.91	8521.67	5575.19	27993.23
- Durgapur Steel Plant	2952.75	3670.47	2511.51	11853.29
- Rourkela Steel Plant	6467.63	7643.73	5918.39	26830.57
- Bokaro Steel Plant	6715.35	8243.01	6446.18	28531.63
- IISCO Steel Plant	2676.93	3956.83	2055.04	12200.78
- Alloy Steels Plant	229.15	242.03	201.45	896.84
- Salem Steel Plant	380.67	757.19	441.93	2658.35
- Visvesvaraya Iron & Steel Plant	88.53	111.19	68.39	377.11
- Others	403.31	434.93	318.41	3324.18
<b>Total segment revenue</b>	<b>26940.23</b>	<b>33581.05</b>	<b>23536.49</b>	<b>114665.98</b>
<b>Less: Inter-segment revenue</b>	<b>2911.61</b>	<b>2822.23</b>	<b>2893.47</b>	<b>11189.14</b>
<b>Net revenue from operations</b>	<b>24028.62</b>	<b>30758.82</b>	<b>20643.02</b>	<b>103476.84</b>
<b>Segment results (Profit / (Loss) before interest, exceptional items and tax)</b>				
- Bhilai Steel Plant	445.55	236.50	1137.95	2853.35
- Durgapur Steel Plant	(141.04)	163.56	635.08	1157.02
- Rourkela Steel Plant	587.51	1445.95	1771.53	6347.65
- Bokaro Steel Plant	609.02	1432.17	1933.89	6386.86
- IISCO Steel Plant	(159.02)	159.58	231.68	827.14
- Alloy Steels Plant	(30.29)	(30.30)	10.32	(71.46)
- Salem Steel Plant	(59.29)	14.12	15.52	97.79
- Visvesvaraya Iron & Steel Plant	(16.85)	(21.94)	(8.17)	(35.88)
- Others	186.46	308.93	(12.60)	780.70
<b>Total</b>	<b>1422.05</b>	<b>3708.57</b>	<b>5715.20</b>	<b>18343.17</b>
<b>Less: Finance costs</b>	<b>374.04</b>	<b>440.11</b>	<b>502.97</b>	<b>1697.89</b>
<b>Less: Exceptional items</b>	<b>-</b>	<b>(10.51)</b>	<b>-</b>	<b>353.41</b>
<b>Profit before Tax</b>	<b>1048.01</b>	<b>3278.97</b>	<b>5212.23</b>	<b>16291.87</b>
<b>Segment Assets</b>				
- Bhilai Steel Plant	33389.16	31351.06	31116.81	31351.06
- Durgapur Steel Plant	6963.66	6283.17	6312.25	6283.17
- Rourkela Steel Plant	26749.30	25844.95	23196.41	25844.95
- Bokaro Steel Plant	22147.64	20785.61	20511.50	20785.61
- IISCO Steel Plant	16422.21	15750.29	16469.03	15750.29
- Alloy Steels Plant	580.97	565.31	552.38	565.31
- Salem Steel Plant	2305.79	2211.64	2485.65	2211.64
- Visvesvaraya Iron & Steel Plant	272.64	271.24	320.46	271.24
- Others	23484.82	15144.22	15834.46	15144.22
<b>Unallocated Assets</b>	<b>2086.17</b>	<b>1901.63</b>	<b>1801.99</b>	<b>1901.63</b>
<b>Total</b>	<b>134402.36</b>	<b>120109.12</b>	<b>118600.94</b>	<b>120109.12</b>
<b>Segment Liabilities</b>				
- Bhilai Steel Plant	9270.26	9195.16	9162.99	9195.16
- Durgapur Steel Plant	3075.93	3016.83	3026.42	3016.83
- Rourkela Steel Plant	7837.17	8367.33	6385.93	8367.33
- Bokaro Steel Plant	7452.81	7016.39	6133.91	7016.39
- IISCO Steel Plant	1716.85	1752.99	1500.13	1752.99
- Alloy Steels Plant	241.43	250.07	221.47	250.07
- Salem Steel Plant	520.20	534.20	461.39	534.20
- Visvesvaraya Iron & Steel Plant	65.32	63.54	45.18	63.54
- Others	21448.89	17048.33	10597.01	17048.33
<b>Unallocated Liabilities</b>	<b>27649.86</b>	<b>18652.59</b>	<b>31766.82</b>	<b>18652.59</b>
<b>Total</b>	<b>79278.72</b>	<b>65897.43</b>	<b>69301.25</b>	<b>65897.43</b>

Note: Operating Segments have been identified in line with the Ind AS 108 - Operating Segments.



## Notes to Consolidated Financial Results:

1. The above results have been reviewed and recommended by the Audit Committee and approved by the Board of Directors in their meetings held on 10<sup>th</sup> August, 2022.
2. The financial results have been reviewed by the Statutory Auditors, as required under Regulation 33 and 52 read with regulation 63 of the SEBI (Listing Obligations and Disclosure Requirements) Regulations, 2015.
3. The figures for the quarter ended 31st March, 2022 represent the derived figures between the audited figures in respect of the full Financial Year and the published year to date figures up to the 3rd quarter of the Financial Years ended 31st March, 2022.
4. The consolidated financial results include the share of net loss after tax and total comprehensive loss of 1 (one) associate and 10 (ten) jointly controlled entities which have not been audited by their auditors and does not include the share of net profit / (loss) after tax and share of total comprehensive income of 1 (one) jointly controlled entities which are not available.

These financial results are not material and impact not significant to the Consolidated Unaudited Financial Results.

### 5. In respect of Steel Authority of India Limited (the Parent) :

- a. (i) As per the terms of sales with certain Government agencies, the invoicing to these agencies is done at provisional prices, till a final price is subsequently agreed. The revenue recognized on aforementioned provisional prices basis is as under :





₹ in crore

Quarter ended 30 <sup>th</sup> June, 2022	Cumulative till 30 <sup>th</sup> June, 2022	Quarter ended 30 <sup>th</sup> June, 2021	Cumulative till 30 <sup>th</sup> June, 2021
2460.98*	23565.15*	1364.43	16295.04

\* includes ₹ 489.32 crore in respect of sales for the financial year ended 31 March 2022 on account of revision of provisional rail prices made with effect from 1 April 2021.

- b. The inventory of sub-grade iron ore fines generated at the captive mines of the Company were not assigned any value in the books of accounts of the Company till the financial year ended 31st March 2019, since, the Government of India Notification dated 19<sup>th</sup> September 2012 prohibited all captive miners from selling such sub-grade fines.

Following the Government of India Order no.F.No.16/30/2019-M.VI dated 16<sup>th</sup> September 2019 allowing sale of sub-grade iron ore fines, the inventories of sub-grade fines held by the Company gained economic value. In this regard, the Company also obtained opinions from the Additional Solicitor General of India as well as the Expert Advisory Committee (EAC) of Institute of Chartered Accountants of India (ICAI). Based on the aforesaid opinions, the Company recognized these inventories as by-product inventory as at 31<sup>st</sup> March 2020. Since, these inventories were generated over many years, making it impracticable to ascertain the actual valuation, the Company assigned a valuation to such inventories basis average selling price of similar sub-grade fines over the last 36 months as





declared by Indian Bureau of Mines (IBM), a Government of India organisation and as adjusted for royalty and other selling costs.

The Company has obtained all clearances including environmental clearance and clearance from Director General of Mines Safety, Government of India. Further, procedural clearances have been obtained from the State Government of Odisha. With respect to the State of Jharkhand, the delay is procedural and the management expects to receive the clearances soon. This is also supported by the legal opinion taken by the Company in this regard.

As a result, the management has been able to sell off such inventories in certain locations. While, on an overall basis during the current and the previous year, there has been insignificant movement (1.19 million tonnes) in the volume of such inventories, there is significant market demand for sub-grade fines and the recent sales price trends are indicative of considerable margins over and above the carrying value of such inventories. The management also has plans to set up beneficiation plant in future that will consume significant volume of sub-grade fines annually. Accordingly, in view of the management, there is no adjustment required in the carrying value of these inventories at this stage.





Considering the substantial volume of inventories, the quantity estimated to be sold / consumed within the next one year has been recognized as current and the balance has been classified as non-current inventory.

As at 30<sup>th</sup> June 2022, the Company is carrying sub-grade iron-ore fines inventory of 41.79 Mt (as at 31<sup>st</sup> March 2022: 41.94 Mt) valuing ₹4020.70 crores (as at 31<sup>st</sup> March 2022 valuing ₹4034.95 crores) at its various mines.

Likewise, the Company at its Barsua and Dalli Mines is also carrying inventory of tailings of 7.13 Mt (as at 31<sup>st</sup> March 2022: 7.44 Mt) valuing ₹366.99 crores (as at 31<sup>st</sup> March 2022 valuing ₹382.66 crores). Further, the Company at its Bhilai, Bokaro, Rourkela and Durgapur Steel Plants is also carrying inventory of extractable iron and steel scrap embedded in BF Slag and LD Slag of 0.48 Mt (as at 31<sup>st</sup> March 2022 : 0.49 Mt) valuing ₹ 512.42 crores (as at 31<sup>st</sup> March 2022 valuing ₹507.10 crores). The Company is formulating a detailed plan for disposal / consumption of these inventories.

Considering the market volatility, steel market dynamics, possibility of future additions to steel and pellet making capacity in the country which may augment the demand of these materials, the carrying value of the non-current inventories need not be adjusted for any unforeseeable changes in the future prices. Accordingly, in view of the management, the carrying values of the aforementioned inventories are the best estimates basis the information available at this stage.

- c. The Nine Judges Constitutional Bench of Hon'ble Supreme Court, vide its judgment dated 11th November, 2016, upheld the Constitutional validity of Entry Tax Act enacted by various States and laid down principles/tests for consideration for deciding the specific issues related to levy of Entry Tax. As on 30<sup>th</sup> June, 2022, the matters are pending before Regular Benches of Hon'ble Supreme Court/Jurisdictional High Courts/assigned authorities in this regard. Pending decision by the other Courts, disputed Entry Tax liabilities of ₹1421.09 crore have been treated by the Company as Contingent Liability (As at 31<sup>st</sup> March, 2022: ₹1410.54 crore).






16


d. Hon'ble Supreme Court dismissed the SLP by the Company in respect of dispute with Damodar Valley Corporation (DVC) related to provisional tariff petition of electricity charges for 2009-2014 vide order dated 18th January, 2017, keeping the question of law open. The Order of Central Electricity Regulatory Commission (CERC) dt.7/8/2013 related to Tariff of 2009-2014 against Petition No.275/GT/2012 has been challenged before Appellate Tribunal for Electricity (APTEL) (Appeal No.18 of 2014) in which the Company has also intervened and the order of APTEL is pending. Further, in respect of the civil appeal filed by Damodar Valley Corporation (DVC) pertaining to tariff of Financial Year 2004-05 to 2008-09 against the order of the Appellate Tribunal for Electricity (APTEL), the Hon'ble Supreme Court of India dismissed the appeal vide its Order dated 3rd December, 2018, which could also have an effect on future tariff orders in view of consideration of certain parameters for fixation of tariff. Accordingly, State Electricity Regulatory Commission (SERC) will finalise the retail tariff as directed by APTEL, the financial implication of which can only be ascertained after the Tariff fixation by SERC. For the State of Jharkhand where the dispute of ₹587.72 crore arises, DVC has filed its Retail Tariff Application in November, 2020 along with application for Annual Revenue Requirement before the Jharkhand State Electricity Regulatory Commission for the period of 2006-07 to 2011-12 and also seeking adjustment of Revenue Gap/Surplus in the period of 2012-13 to 2014-15. The Company has also filed their objections on 28th December, 2020 to the aforesaid Application of DVC. Pending fixation of such Electricity Tariffs, disputed demands of DVC of ₹587.72 crore upto 30<sup>th</sup> June, 2022 (upto 31<sup>st</sup> March, 2022, ₹587.72 crore) has been treated as Contingent Liability. Against the said claims, the entire amount has been paid to DVC and retained as advance. Further from 1st April, 2017 onwards full invoice value is being paid and charged to revenue.

e. The Auditors, in their Audit Report on the Standalone Financial Statements for the Year ended 31st March, 2022, have brought out that

- (i) As referred in note 47.2 (a) to the accompanying standalone financial statements, the constitutional validity of the Entry Tax Act has been upheld by the Hon'ble Supreme Court and the matters relating to levy of entry tax are now pending before regular benches of the Supreme Court / Jurisdictional High Courts / assigned authorities. Pending decision by the other Courts, the management is of the view that no adjustment is required in the accompanying standalone financial statements of the Company for the disputed entry tax demand in various states amounting to ₹1419.51 crores as on 31st march 2022. However, in the absence of sufficient appropriate evidence to support the management's view, we are of the opinion that a provision for entry tax liability should be recognised in the standalone financial statements.
- (ii) As referred in note 47.2 (b) to the accompanying standalone financial statements, current assets include advance of ₹587.72 crores paid under dispute to Damodar Valley Corporation against the bills raised for supply of power for period upto 31st march 2017. The matter is under litigation with Jharkhand State Electricity Regulatory Commission for finalisation of tariff, pending which, the management is of the view that the amount is fully recoverable and thus no adjustment is required in the accompanying standalone financial statements. However, in the absence of sufficient appropriate evidence to support the management's contention of recoverability of these



17



balances, we are of the opinion that an allowance for possible non-recoverability of such advance should be created in the standalone financial statements.


- (iii) In relation to the matter described in Note 49.16 to the accompanying standalone financial statements, the following qualification paragraph is given on the financial statements of Durgapur Steel Plant, a branch of the Company, which is reproduced by us as under:

“ Management is in the process of reconciling the Goods Receipt/ Invoice Receipt – GR/ IR accounts (grouped under Trade Payables/ payables for capital works). The balance outstanding as on 31 March 2022 is ₹101.54 crores (31 March 2021 – ₹304.08 crores). As part of the process, the plant has written back an amount of ₹186.16 crores during the year ended 31 March 2022. In absence of requisite supporting documentation, we are unable to comment on the accuracy and completeness of the amount written back and the resultant impact of the ongoing reconciliation on the accompanying standalone financial statements and related internal control over financials reporting”.



In respect of items (i) and (ii) the Company's position has been clarified in notes 4(c) and 4(d) above. In respect of item (iii), the management has completed the reconciliation of balances under GI/IR and consequent impact effected in the books of accounts.

6. The figures for the previous periods have been re-grouped, wherever necessary, so as to conform to the current periods classification.

For and on behalf of Board of Directors

  
( Anil Kumar Tulsiani )  
Director (Finance)

Place: New Delhi  
Dated: 10<sup>th</sup> August, 2022



<b>Tej Raj &amp; Pal</b> Chartered Accountants A60, Amarpali Society, Lalpur, Ganga Diagnosis Lane, Raipur-492001	<b>S. Jaykishan</b> Chartered Accountants 12, Ho Chi Minh Sarani, 2 <sup>nd</sup> Floor, Suite No. 2D, Kolkata-700071	<b>Walker Chandiok &amp; Co</b> LLP Chartered Accountants, L-41, Connaught Circus, New Delhi-110001	<b>KASG &amp; Co.</b> Chartered Accountants, 2nd Floor, Shree Laxmi Complex, Shastri Nagar, Dhanbad-826001
-------------------------------------------------------------------------------------------------------------------------------------	-----------------------------------------------------------------------------------------------------------------------------------------	-----------------------------------------------------------------------------------------------------------------	------------------------------------------------------------------------------------------------------------------------------

**Independent Auditors' Review Report on the Consolidated Unaudited Quarterly Financial Results of Steel Authority of India Limited Pursuant to the Regulation 33 and Regulation 52 read with regulation 63 of the SEBI (Listing Obligations and Disclosure Requirements) Regulations, 2015 (as amended)**

**To the Board of Directors of Steel Authority of India Limited**

1. We have reviewed the accompanying statement of consolidated unaudited financial results ('the Statement') of Steel Authority of India Limited ('the Parent') and its subsidiaries (the Parent and its subsidiaries together referred to as 'the Group') and its share of the net profit/(loss) after tax and share of total comprehensive income of its associate and jointly controlled entities (refer Annexure 1 for the list of subsidiaries, associate and jointly controlled entities included in the Statement) for the quarter ended 30 June 2022 attached herewith, being submitted by the Parent pursuant to the requirements of Regulation 33 and Regulation 52 read with Regulation 63 of the SEBI (Listing Obligations and Disclosure Requirements) Regulations, 2015 (as amended) ('the Listing Regulations'), including relevant circulars issued by the SEBI from time to time.
2. This Statement, which is the responsibility of the Parent's management and approved by the Parent's Board of Directors, has been prepared in accordance with the recognition and measurement principles laid down in Indian Accounting Standard 34 - Interim Financial Reporting ('Ind AS 34'), prescribed under section 133 of the Companies Act, 2013 (the Act'), as amended, read with relevant rules issued thereunder and other accounting principles generally accepted in India. Our responsibility is to express a conclusion on the Statement based on our review.
3. We conducted our review of the Statement in accordance with the Standard on Review Engagements (SRE) 2410 - Review of Interim Financial Information Performed by the Independent Auditor of the Entity, issued by the Institute of Chartered Accountants of India. This standard requires that we plan and perform the review to obtain moderate assurance as to whether the financial statements are free of material misstatement. A review is limited primarily to inquiries of company personnel and analytical procedures applied to financial data and thus provides less assurance than an audit. A review is substantially less in scope than an audit conducted in accordance with the Standards on Auditing specified under section 143(10) of the Act, and consequently, does not enable us to obtain assurance that we would become aware of all significant matters that might be identified in an audit. We have not performed an audit and accordingly, we do not express an audit opinion.

We also performed procedures in accordance with the SEBI Circular CIR/CFD/CMD1/44/2019 dated 29 March 2019 issued by the SEBI under Regulation 33 (8) of the SEBI (Listing Obligations and Disclosure Requirements) Regulations, 2015 (as amended), to the extent applicable.



19



4. (a) As referred in note 5(e)(i) to the accompanying Statement, the constitutional validity of the Entry Tax Act has been upheld by the Hon'ble Supreme Court and the matters relating to levy of entry tax are now pending before regular benches of the Supreme Court/ Jurisdictional High Courts/ assigned authorities. Pending decision by the other Courts, the management is of the view that no adjustment is required in the accompanying consolidated unaudited financial results of the Company for the disputed entry tax demand in various states amounting to Rs. 1421.09 crores as on 30 June 2022. However, in the absence of sufficient appropriate evidence to support the management's view, we are of the opinion that a provision for entry tax liability should be recognised in the consolidated unaudited financial results.
- (b) As referred in note 5(e)(ii) to the accompanying Statement, current assets include advance of Rs. 587.72 crores paid under dispute to Damodar Valley Corporation against the bills raised for supply of power for the period 2010-11 to 2016-17. The matter is under litigation with Jharkhand State Electricity Regulatory Commission for finalisation of tariff, pending which, the management is of the view that the amount is fully recoverable and thus no adjustment is required in the accompanying consolidated unaudited financial results. However, in the absence of sufficient appropriate evidence to support the management's contention of recoverability of these balances, we are of the opinion that an allowance for possible non-recoverability of such advance should be created in the consolidated unaudited financial results.

Had the impact of the above qualifications been considered, "Reserves excluding revaluation reserve" as at 31 March 2022 and 30 June 2022 would have reduced by Rs. 1503.23 crores.


Our audit report for the quarter and year ended 31 March 2022 dated 23 May 2022, and review report for the quarter ended 30 June 2021 dated 5 August 2021 were also qualified in respect of these matters.

5. Based on our review conducted and procedures performed as stated in paragraph 3 above and on consideration of the review reports of the branch auditors and other auditors referred to in paragraph 8 below, except for the effects of the matters described in paragraph 4 above, nothing has come to our attention that causes us to believe that the accompanying Statement, prepared in accordance with the recognition and measurement principles laid down in Ind AS 34, prescribed under Section 133 of the Act, as amended, read with relevant rules issued there under and other accounting principles generally accepted in India, has not disclosed the information required to be disclosed in accordance with the listing requirements including the manner in which it is to be disclosed, or that it contains any material misstatement.
6. We draw attention to the following:
- a) Note 5(a) to the accompanying Statement, which describes that the revenue from operations include sales to Government agencies aggregating to Rs. 2460.98 crores for the quarter ended 30 June 2022 (cumulative upto 30 June 2022 of Rs. 23565.15 crores) which is recognized on the basis of provisional prices as per the terms of sales with such Government agencies.

- b) Note 5(b) of the accompanying Statement, which explains the management's assessment on the valuation and classification of inventories of by-products, which were accumulated over several years but gained economic value in year ended 31 March 2020 pursuant to an order



20



of the Ministry of Mines, Government of India and recognised in the balance sheet in such year basis the opinion of the Expert Advisory Committee of the Institute of Chartered Accountants of India. The note further explains the management's assessment regarding the saleability / consumption of such inventories.

Our conclusion is not modified in respect of these matters.

7. We did not review the financial results of 11 branches / units / marketing regions included in the Statement, whose financial results reflects total revenues of Rs.8932.13 crores, total net profit of Rs. 149.81 crores and total comprehensive income of Rs. 150.62 crores for the quarter ended 30 June 2022, as considered in the Statement. The financial results have been reviewed by the branch auditors, whose reports have been furnished to us by the management, and our conclusion, in so far as it relates to the amounts and disclosures included in respect of these branches / units / marketing regions, is based solely on the review report of such branch auditors.

We did not review the financial results of 1 (One) subsidiary included in the unaudited consolidated financial results, whose financial results reflect total revenues of Rs.46.58 crores, total net profit after tax of Rs.1.42 crores and total comprehensive income of Rs.1.42 crores for the quarter ended 30 June 2022. The unaudited consolidated financial results include the Group's share of net profit after tax of Rs. 136.64 crores and share of total comprehensive income of Rs.137.14crores for the quarter ended 30June 2022, in respect of 2(Two) jointly controlled entities, whose financial results have not been reviewed by us. These financial results have been reviewed by other auditors whose reports have been furnished to us by the Management and our conclusion on the Statement, in so far as it relates to the amounts and disclosures included, is based solely on the reports of the other auditors and the procedures performed by us as stated in paragraph 3 above.


Our conclusion on the Statement is not modified in respect of the above matters.

8. The unaudited consolidated financial results include the financial results of 1 (One) subsidiary which have not been reviewed/audited by their auditors, whose financial results reflect total revenue of Rs. Nil, total net profit after tax of Rs. Nil and total comprehensive income of Rs. Nil for the quarter ended 30 June 2022. The unaudited consolidated financial results also include the Group's share of net profit after tax of Rs. 6.38crores and share of total comprehensive Income of Rs.85.26 crores for the quarter ended 30 June 2022, in respect of 1 (One) associate and 10 (Ten) jointly controlled entities, based on their financial results which have not been reviewed / audited by their auditors and have been provided to us by the Management. According to the information and explanations given to us by the Management, these financial results are not material to the Group.

Our conclusion on the Statement is not modified in respect of the above matter.



21



9. The unaudited consolidated financial results do not include the Group's share of net profit/(loss) after tax and share of total comprehensive income / (loss) for the quarter in respect of 1 (one) jointly controlled entity, since the same is not available as per the Management. According to the information and explanations given to us by the Management, the impact of the same is not material and significant to the Group.

Our conclusion on the Statement is not modified in respect of the above matter.

**For Tej Raj & Pal**  
Chartered Accountants  
Firm Registration No. 304124E




(CA. Dinkar Mohanty)

Partner

M.No. 059390

UDIN: 22059390A05XES6538

**For S. Jaykishan**  
Chartered Accountants  
Firm Registration No. 309005E




(CA. Vivek Newatia)

Partner

M.No. 062636

UDIN: 22062636A0TAW58473

**For Walker Chandio & Co LLP**  
Chartered Accountants  
Firm Registration No. 001076N/N500013




(CA. Neeraj Sharma)

Partner

M.No. 502103

UDIN: 22502103A0RSVM7739

**For KASG & Co.**  
Chartered Accountants  
Firm Registration No. 002228C



(CA. Bharat Goel)

Partner

M.No. 060069

UDIN:

22060069A0SYKZ1953

Date : 10 August 2022

Place : New Delhi

## Annexure1

### List of entities included in the Statement

<b>Subsidiaries</b>
SAIL Refractory Company Limited
Chhattisgarh Mega Steel Limited
<b>Associate</b>
Almora Magnesite Ltd
<b>Jointly Controlled Entities</b>
NTPC-SAIL Power Company Private Limited
International Coal Ventures Private Limited
Bastar Railway Private Limited
SAIL RITES Bengal Wagon Industry Private Limited
GEDCOL SAIL Power Corporation Limited
mJunction Services Limited
Bokaro Power Supply Company Private Limited
Bhilai Jaypee Cement Limited
SAIL Kobe Iron India Private Limited
SAIL SCL Kerala Limited
SAIL Bansal Service Centre Limited
Prime Gold – SAIL JVC Limited





## Press Release

### **SAIL declares Q1 results for financial year 2022-23, posts more than 16% growth in Revenue from Operations over CPLY**

**New Delhi, 10<sup>th</sup> August, 2022:** Steel Authority of India Limited (SAIL) posted its financial performance for the first quarter of the current financial year 2022-23 (Q1 FY 23). The Company saw a growth of 16.4% in its revenue from operations in Q1 FY23 over corresponding period last year. SAIL also recorded the best ever Q1 production.

#### **Performance of Q1 FY 23 at a glance:**

	Unit	Q1 22-23	Q1 21-22
Crude Steel Production	Million Tonne	4.33	3.77
Sales Volume	Million Tonne	3.15	3.33
Revenue from Operations	Rs. Crore	24029	20642
Earnings Before Interest, Tax, Depreciation and Amortisation (EBITDA)	Rs. Crore	2606	6674
Profit Before Tax (PBT)	Rs. Crore	1038	5145
Profit After Tax (PAT)	Rs. Crore	776	3850

The first quarter of FY'23 saw twin challenges of higher input costs and subdued market demand, both global and domestic, impacting the performance of the Company. High cost of production due to increase in imported coking coal prices had an impact on the bottom-line of the Company. The decline in global demand and prices for steel had a direct bearing on the domestic market and price realisation. Since peaking in April'22, the prices for steel have continuously remained under pressure during the quarter.

The Company, however, said that the construction and infrastructure projects have gained momentum which will boost the demand for steel products. The Company is confident of improved performances in the second half of the current financial year with significant reduction in prices of imported coal and uptick in demand.

**SAIL/PR/2022-23/08**

**Date: 10.08.2022**

**STEEL AUTHORITY OF INDIA LIMITED**

CIN: L27109DL1973GO1006454

REGISTERED OFFICE: ISPAT BHAWAN, LODI ROAD, NEW DELHI - 110 003

Tel: +91 11-24367481, Fax: +91- 11 24367015, E-mail: investor.relation@sail.in, Website: www.sail.co.in

**Extract of Standalone Unaudited Financial Results for the Quarter ended 30<sup>th</sup> June, 2022**

₹ Crore unless stated otherwise

Sl. No.	Particulars	STANDALONE			
		Quarter ended		Year ended	
		30 <sup>th</sup> June, 2022	31 <sup>st</sup> March, 2022	30 <sup>th</sup> June, 2021	31 <sup>st</sup> March, 2022
		Unaudited	Audited	Unaudited	Audited
1	Total income from operations	24028.59	30758.10	20642.38	103473.32
2	Net Profit / (Loss) for the period (before tax and exceptional items)	1038.30	3199.45	5144.89	16392.13
3	Net Profit / (Loss) for the period before tax (after exceptional items)	1038.30	3209.96	5144.89	16038.72
4	Net Profit / (Loss) for the period after tax	776.33	2418.30	3850.02	12015.04
5	Total Comprehensive Income for the period [comprising Profit / (Loss) for the period (after tax) and other Comprehensive Income (after tax)]	804.40	2456.62	3825.73	11950.59
6	Paid-up Equity Share Capital (face value of ₹10/- each)	4130.53	4130.53	4130.53	4130.53
7	Reserves excluding revaluation reserve				47886.61
8	Securities Premium Account				235.10
9	Net Worth				52017.14
10	Paid up Debt Capital/Outstanding Debt				17284.10
11	Debt Equity Ratio				0.33
12	Earnings per equity share (of ₹10/- each) (not annualised)				
	1. Basic (₹)	1.88	5.85	9.32	29.09
	2. Diluted (₹)	1.88	5.85	9.32	29.09
13	Debenture Redemption Reserve				530.97
14	Debt Service Coverage Ratio				1.53
15	Interest Service Coverage Ratio (number of times)				9.56

**Extract of Consolidated Unaudited Financial Results for the Quarter ended 30<sup>th</sup> June, 2022**

₹ Crore unless stated otherwise

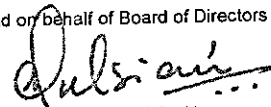
Sl. No.	Particulars	CONSOLIDATED			
		Quarter ended		Year ended	
		30 <sup>th</sup> June, 2022	31 <sup>st</sup> March, 2022	30 <sup>th</sup> June, 2021	31 <sup>st</sup> March, 2022
		Unaudited	Audited	Unaudited	Audited
1	Total income from operations	24028.62	30758.82	20643.02	103476.84
2	Net Profit / (Loss) for the period (before tax and exceptional items)	1047.30	3268.46	5212.23	16645.28
3	Net Profit / (Loss) for the period before tax (after exceptional items)	1047.30	3278.97	5212.23	16291.87
4	Net Profit / (Loss) for the period after tax	804.50	2478.82	3897.36	12243.47
5	Total Comprehensive Income for the period [comprising Profit / (Loss) for the period (after tax) and other Comprehensive Income (after tax)]	911.95	2535.08	3893.45	12233.79
6	Paid-up Equity Share Capital (face value of ₹10/- each)	4130.53	4130.53	4130.53	4130.53
7	Reserves excluding revaluation reserve				50081.15
8	Earnings per equity share (of ₹10/- each) (not annualised)				
	1. Basic (₹)	1.95	6.00	9.44	29.64
	2. Diluted (₹)	1.95	6.00	9.44	29.64

**Note:**

1) The above Financial Results have been reviewed by the Audit Committee and approved by the Board of Directors at their respective meetings held on 10<sup>th</sup> August, 2022.

2) The above is an extract of the detailed format of Unaudited Financial Results for the Quarter ended 30<sup>th</sup> June, 2022 filed with the Stock Exchanges under regulation 52 of the SEBI (Listing Obligations and Disclosure Requirements) Regulations, 2015. The full format of these Financial Results are available on the Stock Exchange websites of NSE and BSE at [www.nseindia.com](http://www.nseindia.com) and [www.bseindia.com](http://www.bseindia.com) respectively and under the Investor Relations section on the Company's website [www.sail.co.in](http://www.sail.co.in).

For and on behalf of Board of Directors



(Anil Kumar Tulsiani)  
Director (Finance)

Place: New Delhi

Dated: 10<sup>th</sup> August, 2022

25